

Registered Voters 8,532 - Total Ballots 6,518 : 76.39%

13 of 13 Precincts Reporting 100.00%

**StraightTicketSelection**

Number of Precincts 13  
 Precincts Reporting 13 100.00%  
 Vote For 1  
 Total Votes 1,620

DEMOCRATIC PARTY	689	42.53%
REPUBLICAN PARTY	810	50.00%
LIBERTARIAN PARTY	34	2.10%
NEW INDEPENDENT PARTY	87	5.37%
IOWA		

**President and Vice President**

Number of Precincts 13  
 Precincts Reporting 13 100.00%  
 Vote For 1  
 Total Votes 6,435

Hillary Clinton Tim Kaine (DEM)	2,266	35.21%
Donald J. Trump Michael R. Pence (REP)	3,742	58.15%
Darrell L. Castle Scott N. Bradley (CON)	33	0.51%
Jill Stein Ajamu Baraka (GRN)	48	0.75%
Dan R. Vacek Mark G. Elworth (L MN)	5	0.08%
Gary Johnson Bill Weld (LIB)	236	3.67%
Lynn Kahn Jay Stolba (NIP)	10	0.16%
Gloria La Riva Dennis J. Banks (P SL)	3	0.05%
Rocky Roque De La Fuente	1	0.02%
Michael Steinberg		
Evan McMullin Nathan Johnson	28	0.44%
(Write-in vote, if any)	63	0.98%

**US Senate**

Number of Precincts 13  
 Precincts Reporting 13 100.00%  
 Vote For 1  
 Total Votes 6,382

Patty Judge (DEM)	1,956	30.65%
Charles E. Grassley (REP)	4,177	65.45%
Charles Aldrich (LIB)	153	2.40%
Jim Hennager (NIP)	73	1.14%
Michael Luick-Thrams	22	0.34%
(Write-in vote, if any)	1	0.02%

**US Rep Dist 4**

Number of Precincts 13  
 Precincts Reporting 13 100.00%  
 Vote For 1  
 Total Votes 6,115

Kim Weaver (DEM)	2,446	40.00%
Steve King (REP)	3,664	59.92%
(Write-in vote, if any)	5	0.08%

**State Senate Dist 26**

Number of Precincts 13  
 Precincts Reporting 13 100.00%  
 Vote For 1  
 Total Votes 6,337

Mary Jo Wilhelm (DEM)	2,463	38.87%
Waylon Brown (REP)	3,869	61.05%
(Write-in vote, if any)	5	0.08%

Election Summary Report  
 General Election  
 Chickasaw County, Iowa  
 Tuesday, November 8, 2016  
 Results  
 OFFICIAL RESULTS

Date: 11/15/2016  
 Time: 10:58:12 AM  
 Page 2/6

Registered Voters 8,532 - Total Ballots 6,518 : 76.39%

13 of 13 Precincts Reporting 100.00%

#### State Rep Dist 052

Number of Precincts	13	
Precincts Reporting	13	100.00%
Vote For 1		
Total Votes	6,130	

Todd Prichard (DEM)	3,243	52.90%
Stacie Stokes (REP)	2,885	47.06%
(Write-in vote, if any)	2	0.03%

#### County Board of Supervisors, Dist 1

Number of Precincts	4	
Precincts Reporting	4	100.00%
Vote For 1		
Total Votes	1,218	

David Tilkes (DEM)	423	34.73%
Dennis Litterer (REP)	393	32.27%
Rick Holthaus	401	32.92%
(Write-in vote, if any)	1	0.08%

#### County Board of Supervisors, Dist 3

Number of Precincts	3	
Precincts Reporting	3	100.00%
Vote For 1		
Total Votes	1,305	

Jeremy McGrath (DEM)	552	42.30%
Jacob Hackman (REP)	752	57.62%
(Write-in vote, if any)	1	0.08%

#### County Board of Supervisors, Dist 4

Number of Precincts	3	
Precincts Reporting	3	100.00%
Vote For 1		
Total Votes	1,389	

Steven J. Geerts (DEM)	762	54.86%
Ron Underwood (REP)	626	45.07%
(Write-in vote, if any)	1	0.07%

#### County Auditor

Number of Precincts	13	
Precincts Reporting	13	100.00%
Vote For 1		
Total Votes	5,060	

Joan E. Knoll (DEM)	5,016	99.13%
(Write-in vote, if any)	44	0.87%

#### County Sheriff

Number of Precincts	13	
Precincts Reporting	13	100.00%
Vote For 1		
Total Votes	5,315	

Martin Hemann (DEM)	5,251	98.80%
(Write-in vote, if any)	64	1.20%

#### Bradford Township Trustee

Number of Precincts	1	
Precincts Reporting	1	100.00%
Vote For 2		
Total Votes	369	

Jeremy Wolf	204	55.28%
Adam Johnson	164	44.44%
(Write-in vote, if any)	1	0.27%

#### Chickasaw Township Trustee

Number of Precincts	2	
Precincts Reporting	2	100.00%
Vote For 2		
Total Votes	191	

Kirby Fosse	170	89.01%
Barb Richter (W)	8	4.19%
(Write-in vote, if any)	13	6.81%

Election Summary Report  
 General Election  
 Chickasaw County, Iowa  
 Tuesday, November 8, 2016  
 Results  
 OFFICIAL RESULTS

Date: 11/15/2016  
 Time: 10:58:12 AM  
 Page 3/6

Registered Voters 8,532 - Total Ballots 6,518 : 76.39%

13 of 13 Precincts Reporting 100.00%

**Dayton Township Trustee**

Number of Precincts 1  
 Precincts Reporting 1 100.00%  
 Vote For 2  
 Total Votes 275

Margaret Koenigsfeld 123 44.73%  
 Jerry Rochford 152 55.27%  
 (Write-in vote, if any) 0 0%

**Jacksonville Township Trustee**

Number of Precincts 2  
 Precincts Reporting 2 100.00%  
 Vote For 2  
 Total Votes 196

Delores Knutson 188 95.92%  
 Steve Breitbach (W) 1 0.51%  
 (Write-in vote, if any) 7 3.57%

**Deerfield Township Trustee**

Number of Precincts 1  
 Precincts Reporting 1 100.00%  
 Vote For 2  
 Total Votes 225

Ben Cordes 98 43.56%  
 Gary Swehla 127 56.44%  
 (Write-in vote, if any) 0 0%

**New Hampton Township Trustee**

Number of Precincts 1  
 Precincts Reporting 1 100.00%  
 Vote For 2  
 Total Votes 506

Gary King 237 46.84%  
 Gene Blazek 268 52.96%  
 (Write-in vote, if any) 1 0.20%

**Dresden Township Trustee**

Number of Precincts 1  
 Precincts Reporting 1 100.00%  
 Vote For 2  
 Total Votes 293

Pat Pleggenkuhle 147 50.17%  
 Terry Hirsch 146 49.83%  
 (Write-in vote, if any) 0 0%

**Richland Township Trustee**

Number of Precincts 1  
 Precincts Reporting 1 100.00%  
 Vote For 2  
 Total Votes 225

Gary Kalvig 136 60.44%  
 Edwin J. Copper 89 39.56%  
 (Write-in vote, if any) 0 0%

**Fredericksburg Township Trustee**

Number of Precincts 1  
 Precincts Reporting 1 100.00%  
 Vote For 2  
 Total Votes 153

Dean Mohling 148 96.73%  
 Jason Woodring (W) 1 0.65%  
 (Write-in vote, if any) 4 2.61%

**Stapleton Township Trustee**

Number of Precincts 1  
 Precincts Reporting 1 100.00%  
 Vote For 2  
 Total Votes 132

Paul Mashek 118 89.39%  
 Larry Stange (W) 6 4.55%  
 (Write-in vote, if any) 8 6.06%

Registered Voters 8,532 - Total Ballots 6,518 : 76.39%

13 of 13 Precincts Reporting 100.00%

**Utica Township Trustee**

Number of Precincts 2  
 Precincts Reporting 2 100.00%  
 Vote For 2  
 Total Votes 245

Jack Sabelka 228 93.06%  
 Gerald Tieskotter (W) 11 4.49%  
 (Write-in vote, if any) 6 2.45%

**Washington Township Trustee**

Number of Precincts 2  
 Precincts Reporting 2 100.00%  
 Vote For 2  
 Total Votes 23

Tom Pritts (W) 2 8.70%  
 Tanya Scott (W) 2 8.70%  
 (Write-in vote, if any) 19 82.61%

**Soil and Water Conservation Commissioners**

Number of Precincts 13  
 Precincts Reporting 13 100.00%  
 Vote For 3  
 Total Votes 11,579

Randy Boedeker 3,869 33.41%  
 Randall Miller 3,819 32.98%  
 Kim Leichtman 3,857 33.31%  
 (Write-in vote, if any) 34 0.29%

**County Agricultural Extension Council**

Number of Precincts 13  
 Precincts Reporting 13 100.00%  
 Vote For 4  
 Total Votes 14,902

Megan Gleason 3,758 25.22%  
 Randy Nosbisch 3,927 26.35%  
 Ronald W. Schilling *resigned Nov 2018* 3,501 23.49%  
 Adam Zeien 3,683 24.71%  
 (Write-in vote, if any) 33 0.22%

**Supreme Court Judge Brent R. Appel**

Number of Precincts 13  
 Precincts Reporting 13 100.00%  
 Vote For 1  
 Total Votes 4,718

YES 2,880 61.04%  
 NO 1,838 38.96%

**Supreme Court Judge Mark S. Cady**

Number of Precincts 13  
 Precincts Reporting 13 100.00%  
 Vote For 1  
 Total Votes 4,620

YES 2,815 60.93%  
 NO 1,805 39.07%

**Supreme Court Judge Daryl L. Hecht**


Number of Precincts 13  
 Precincts Reporting 13 100.00%  
 Vote For 1  
 Total Votes 4,585

YES 2,727 59.48%  
 NO 1,858 40.52%


Registered Voters 8,532 - Total Ballots 6,518 : 76.39%

13 of 13 Precincts Reporting 100.00%


**Court of Appeals Amanda Potterfield**

Number of Precincts	13	
Precincts Reporting	13	100.00%
Vote For 1		
Total Votes	4,440	
YES	3,007	67.73%
NO	1,433	32.27%


**District Judge George L. Stigler**

Number of Precincts	13	
Precincts Reporting	13	100.00%
Vote For 1		
Total Votes	4,480	
YES	3,090	68.97%
NO	1,390	31.03%


**Court of Appeals Gayle Vogel**

Number of Precincts	13	
Precincts Reporting	13	100.00%
Vote For 1		
Total Votes	4,374	
YES	2,943	67.28%
NO	1,431	32.72%


**District Judge Richard Stochl**

Number of Precincts	13	
Precincts Reporting	13	100.00%
Vote For 1		
Total Votes	4,894	
YES	3,443	70.35%
NO	1,451	29.65%


**Court of Appeals David R. Danilson**

Number of Precincts	13	
Precincts Reporting	13	100.00%
Vote For 1		
Total Votes	4,370	
YES	2,884	66.00%
NO	1,486	34.00%


**District Judge Linda M. Fangman**

Number of Precincts	13	
Precincts Reporting	13	100.00%
Vote For 1		
Total Votes	4,420	
YES	3,057	69.16%
NO	1,363	30.84%

**Court of Appeals Richard H. Doyle**

Number of Precincts	13	
Precincts Reporting	13	100.00%
Vote For 1		
Total Votes	4,347	
YES	2,883	66.32%
NO	1,464	33.68%

**District Judge David P. Odekirk**


Number of Precincts	13	
Precincts Reporting	13	100.00%
Vote For 1		
Total Votes	4,388	
YES	2,965	67.57%
NO	1,423	32.43%


Election Summary Report  
 General Election  
 Chickasaw County, Iowa  
 Tuesday, November 8, 2016  
 Results  
 OFFICIAL RESULTS


Date: 11/15/2016  
 Time: 10:58:12 AM  
 Page 6/6

Registered Voters 8,532 - Total Ballots 6,518 : 76.39%

13 of 13 Precincts Reporting 100.00%

District Assoc. Judge James D. Coil			
Number of Precincts	13		
Precincts Reporting	13	100.00%	
Vote For 1			
Total Votes	4,435		
YES	3,130	70.57%	
NO	1,305	29.43%	

Associate Juvenile Judge Alan D. Allbee			
Number of Precincts	13		
Precincts Reporting	13	100.00%	
Vote For 1			
Total Votes	4,408		
YES	3,135	71.12%	
NO	1,273	28.88%	

Associate Juvenile Judge Daniel L. Block			
Number of Precincts	13		
Precincts Reporting	13	100.00%	
Vote For 1			
Total Votes	4,395		
YES	3,149	71.65%	
NO	1,246	28.35%	